


STAUF

seit 1828



STAUF SPU 425

1-component elastic SPU adhesive in cartridge for stripe wise elastic installation of wood flooring



Technical Datasheet

Product number ✓ 126150

Special features ✓ elastic bonding
✓ easy installation of wood flooring
✓ adhesive residues easy to remove
✓ solvent-free, no labeling required, water-free

Suitable for installation of ✓ solid planks starting with thickness of 20 mm with manufacturer approval for stripes installation
✓ multiple layer wood flooring starting with 14 mm thickness, triple layer, with manufacturer approval for stripes installation
✓ wood strip flooring according to DIN EN 13226 with manufacturer approval for stripes installation

Suitable subfloors ✓ concrete C 25 / 30 according to DIN 1045 (non-skid surface)
✓ calcium sulphate (flow) floors
✓ mastic asphalt screed, only after priming with STAUF VEP 195
✓ STAUF levelling compounds for wood flooring
✓ chipboards (P4 to P7), OSB boards (OSB/2 to OSB/4)
✓ cement floors

Suitable primers ✓ STAUF VDP 130
✓ STAUF VPU 155 S
✓ STAUF VEP 195
✓ STAUF WEP 180

Suitable levelling compounds ✓ STAUF XP 20
✓ STAUF FZ
✓ STAUF RM
✓ STAUF PU
✓ STAUF SSP RAPID

Suitable underlays ✓ STAUF polyester fleece
✓ STAUF Decoupling/stress relief board

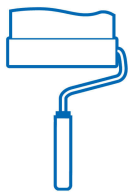
Product properties ✓ aging-resistant
✓ elastically deformable
✓ not sensitive to frost

	✓ fast setting
Color	✓ beige
Required quantities per m ²	✓ approx. 600 g when applied with caulking gun and 8 cm stripe distance
Open time	✓ approx. 20 minutes at 20 °C
Accessibility	✓ after 24 - 48 hours ✓ Grinding/polishing: after 24-48 hours
Room climate at work site	✓ Minimum 18 °C, maximum 75% rel. humidity, preferably max. 65%
DIBT	✓ Z-155.10-59
Storage requirements	✓ dry ✓ cool
Shelf-life	✓ 12 months
Giscode	✓ RS 10
Ecode	✓ EC1 plus
Available Packaging	✓ 600 ml aluminum bag (Ø approx. 49 mm)



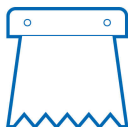
EXAMINATION OF SUBFLOOR

Prior to processing, the subfloor must be checked according to the standard DIN 18365 or corresponding national standards (e.g. BS 5325). The subfloor shall be resistant to pressure and tension, free of cracks, must have sufficient surface strength, be permanently dry, level, clean and free of contaminants that may prevent adhesion, sinter layers etc. In addition, porosity and grip of surface need to be checked. Also check moisture content and absorption of subfloors as well as temperature, air humidity and subfloor temperature.



SUBFLOOR PREPARATION

It must be ensured that the subfloor is ready for installation by performing proper subfloor preparation, floors must be clean, have sufficient surface strength, must be level, permanently dry and free of cracks. A mechanical pretreatment of the subfloor (sweeping, vacuuming, mechanical brushing, sanding, milling, shot blasting) must be performed depending on type and condition of subfloor. Cracks and joints, except expansion joints and other construction joints, shall be solidly closed with STAUF repair resin and floor brackets. Cavities and indentations can be filled with a non self-levelling STAUF levelling compound. If necessary, make sure subfloors are level, have sufficient absorptive capacity and grip by applying the appropriate STAUF levelling compound.

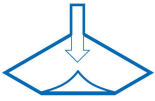


PROCESSING

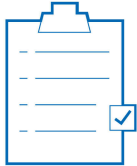
Place aluminum bag or cartridge into caulking gun and apply adhesive in stripes on sub floor or on backside of planks. Apply stripes with a clearance of approx. 8 cm diagonally to longitudinal direction of plank. Volume of applied adhesive ridge is adjustable by changing diameter of press nozzle. Applied volume increases with unevenness of sub floor and length of the planks. In particular with raw wood flooring, avoided pushing adhesive into joints. Depending on the degree of setting, adhesive residues can be removed with the appropriate STAUF cleaners. Please test the effect of the cleaner on the finish of the

wood flooring in an inconspicuous area or on a sample prior to applying the cleaner. Hardened adhesive residues can easily be removed mechanically, mostly residue-free. However, longer exposures on finished wood flooring should be avoided to prevent possible contouring.

ACCESSIBILITY



Load bearing capacity depends on room climate and applied quantities of adhesive.



OTHER INFORMATION

The adhesive hardens when reacting with moisture either in the form of air humidity, wood or substrate moisture. The higher the ambient temperature, the faster the adhesive sets. Setting time increases with thickness of the adhesive layer. Plasticizers contained in the adhesive can cause flow asphalts to partially dissolve and may affect the wood flooring finish systems, especially for wood flooring installed without tongue and groove technique. Adhesives classified as elastic according to DIN EN 14293 and ISO 17178, have elastic properties once hardened. On account of this elasticity, only minimal tension is transferred from parquet to sub floor, but dimensional changes of the parquet elements are allowed for. Elastic adhesives are only recommended to a limited extent for bonding types of parquet flooring without tongue and groove joints because of their lower dimensional stability compared to hard-plastic or hard-elastic adhesives. These types of parquet flooring should preferably be bonded with hard STAUF reactive resin adhesives (PUK or SPU types) or hard-plastic dispersion adhesives (STAUF M2A types).



LIMITATION OF LIABILITY

The foregoing representations are based on the results of our most current product and material testing and are of a non-obligatory advisory nature only since we have no control over the actual quality of workmanship, materials used and worksite conditions. As such, they do not constitute an express or implied warranty of any kind. The same applies to our commercial and technical consultation services which are provided free-of-charge and without obligation. Therefore, we strongly recommend that prior on-site testing be conducted to observe and study the suitability of the product for the intended purpose. With the release of this technical information, all prior technical information (technical data sheets, installation recommendations and other information regarding similar purposes) becomes invalid.

STAUF KLEBSTOFFWERK GMBH . Oberhausener Str. 1 . 57234 Wilnsdorf . Germany
Fon: +49 (0) 2739 301-0 . Fax: +49 (0) 2739 301-200 . Email: info@stauf.de