

# HOSPILEUM NW



category:low-maintenance vinyl sheet  
with cushion backing

No need to apply the wax. Just by easy cleaning, beautiful appearance can be maintained for long. HOSPILEUM NW is a 2mm vinyl sheet with foamed layer which has excellent shock absorption and durability.



Specification	overall thickness	2.0mm	width×length	1820mm×9m
	others	Antibacterial & Antivirus Finished / Highly Durable UV-Coated Surface		
JIS Registered No.	NO.GB0507188 (JIS A 5705 Vinyl Sheet Flooring)			
Packing	9m/roll			
Net Weight	27.6kg/roll			
Performance	Wear Resistance	(EN649) Group T		
Recommended Adhesive from TOLI	dried mortar and concrete	Eco Royal Cement, Eco AR600		
	heavy traffic use	Epo Gray S, US Cement		
	The wards and living rooms where beds with double-row casters are used	Epo Gray ST, US Cement, US Cement (less-smelly), US200		
	humid mortar and concrete	Epo Gray ST, US Cement, US Cement (less-smelly), US200		
	TOLI UNDERLAY SHEET	US Cement, US Cement (less-smelly), US200		
Welding/Seam Finish	♦Welding rod for heat-welding (antibacterial finished) is available on a color-by-color basis. ♦JOINT SHIELD method (JS Method) by TOLI JOINT SHIELD is also applicable.			
Notes on Installation	♦Seams should be heat-welded or finished with TOLI JOINT SHIELD. ♦TOLI JOINT SHIELD can also work on the top of TOLI UNDERLAY SHEET, but when partial weight will be put on the floor (such as heavy stuff or casters), the seam joints should not be finished with TOLI JOINT SHIELD. ♦When you install 2 different sheets, each edge should be jointed at the seam. (Do not cut in the middle of the sheet.) ♦For one week after installation, direct sunlight, sudden change of temperature due to air conditioning, and water washing should be avoided. ♦Please do not use the urethane adhesive other than US Cement, US Cement (less-smelly), US200. ♦As the sub-floor material, the underlayment like TOLI UNDERLAY SHEET (page 281) is also workable. Apply the same adhesive for both upside and downside of the underlayment. Please note that the durability to dynamic load will be degraded when you install with the underlayment. ♦When you install HOSPILEUM NW in the places where rollaway beds are used (e.g. a patient room of the hospital, a living room of the welfare facility and so forth), the epoxy adhesive such as TOLI Epo Gray ST and urethane adhesive such as US Cement, US Cement (less-smelly), US200 should be used even if the humidity of the sub-floor is less than 8%.			
Recommended Way of Maintenance from TOLI	♦No need to apply the maintenance wax on the surface. Clean the floor every day with an auto scrubber or a wet rag wrung out tightly. Use the detergent for fixed contamination. ♦Even if the wax is applied on the surface, it does not affect the quality of NW series. ♦For a large facility, an abstergent auto scrubber is more recommendable. ♦High speed buffing should be avoided. Otherwise highly durable UV coating will be abraded.			
Others	♦At the entrance of the building, the dust control mat should be laid in order to avoid soils and sands from outside. ♦To prepare the floor which is durable to rolling loads, please fully check the combination of HOSPILEUM NW and the sub-floor, the adhesive, and the loads. For instance, when the sub-floor is too weak, HOSPILEUM NW might be destroyed from underneath. ♦Please be aware that some rubber casters might cause color-contamination. ♦Please note that the product has the indigenous odor from its materials.			

MADE IN JAPAN



TS2301

WALNUT



TS2302

OAK




TS2303

WALNUT




TS2304

WALNUT



TS2305

WALNUT




TS2306

WALNUT




TS2307

CHERRY




TS2308

CHERRY



TS2309

CHERRY



TS2310

CHERRY